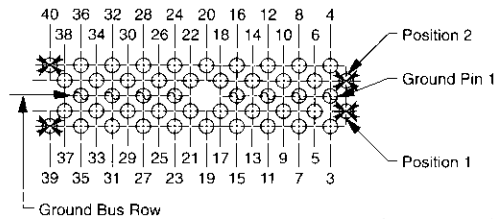
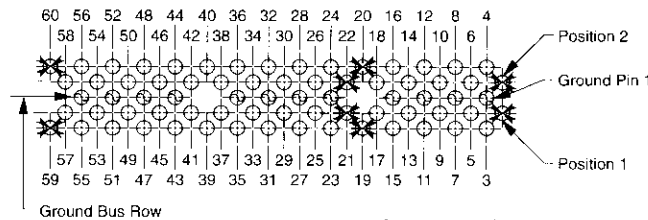


### 36 Position Cable Assembly / 40 Position Board Receptacle



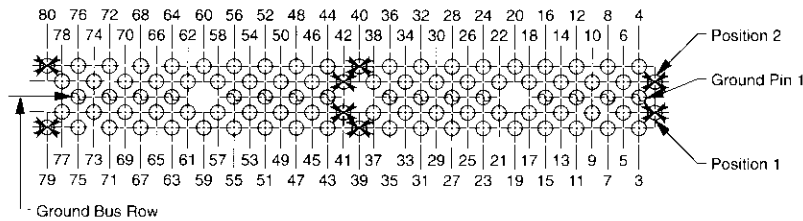
Component Side of Board

### 52 Position Cable Assembly / 60 Position Board Receptacle



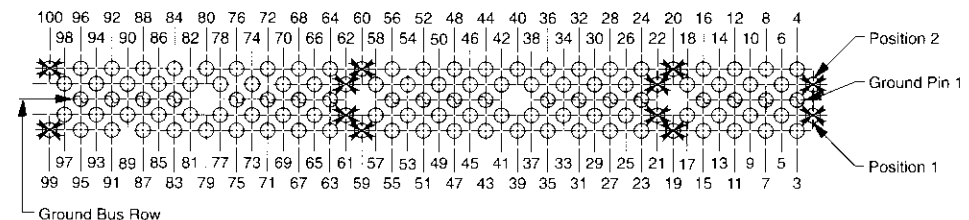
Component Side of Board

### 72 Position Cable Assembly / 80 Position Board Receptacle




Component Side of Board

### 88 Position Cable Assembly / 100 Position Board Receptacle



Component Side of Board

### 108 Position Cable Assembly / 120 Position Board Receptacle



Component Side of Board

#### ✘ Unusable Board Receptacle Signal Contacts

1. The printed circuit board must have through-holes for all of the contacts including the unusable board receptacle signal contacts.
2. The unusable board receptacle signal contacts are the signals on the Micro-Strip board-to-board receptacle which will not have corresponding mating pins on the Micro-Strip cable assembly.